

Zetor

FRONT LOADERS



ZL & ZX

ZETOR TRACTORS in cooperation with Alo AB launches front loaders under the name Zetor System. Two model ranges are offered: standard ZL and premium ZX

ZETOR SYSTEM



FRONT LOADERS ZL

EXCELLENT DURABILITY, FIRST CLASS ERGONOMICS AND NOT LEAST A REGULAR, HIGH LEVEL OF PRODUCTIVITY.

LOADER WITH BENEFITS

High working capacity, combined with leading safety and work environment benefits. Every detail has been designed after maximum consideration, in order to make loading as simple, safe and effective as possible. An ultramodern front loader that doesn't make compromise.

A very good example is the superb visibility - in front as well as to the sides. The explanation lies in the smart construction design of the loader beam and the unique low knee placement for the visibility-optimised implement carrier.

Another example is simplicity, in everything from service to handling of hydraulics and implements. Easy to work with and gentle on the body.



4



■ **STRONG SUBFRAME & BEARING BOX (1)**

The heavy-duty dimensions of the subframe are the same as on ZX loaders. Together with the inwardly curved design of the bearing box, this gives the ZL loader a formidable torsional rigidity and stability.

■ **SMART PRACTICAL DESIGN**

The design of the loader beam means that the ZL loader matches today's modern tractors in a unique manner. The fact that it has the lowest knee placement on the market also means that it has superb side visibility.

■ **QUICK AND SIMPLE TO CONNECT AND DISCONNECT (2)**

No tools are needed to disconnect from your ZL loader. The solid, smooth and integrated support legs further simplify connection and disconnection.

■ **DRIVE AS HARD AS YOU WANT, AS SMOOTHLY AS POSSIBLE**

SoftDrive load-reducing suspension function minimises strain on the loader and subframe, as well as on the driver and tractor. You activate the SoftDrive with a manual stopcock.

■ **RELIABILITY AND SECURITY (3)**

Your ZL loader is jam-packed with features that enhance its reliability. One perfect example of this is the cross bar that is positioned across the back of the tool carrier to prevent any damage to the implement locking mechanism – saving you time and money!

■ **CONVENIENT AUTOMATIC IMPLEMENT LOCKING (4)**

Yet another smart safety function that ensures the implement is always correctly attached and that its locking pins are always in the locked position. Locking is automatic when crowding back.

■ **SIMPLIFIED IMPLEMENT INDICATOR (5)**

The position indicator is compact so that it doesn't stick up and cause damage or become damaged itself. It is easy to fit and can be adjusted in three positions for various implements, ensuring exact precision of the implement's angle with the ground.



FRONT LOADERS ZX

DESIGNED TO DELIVER THE BEST POSSIBLE PRODUCTIVITY AND USER BENEFITS OVER A LONG PERIOD OF TIME.



ZX loaders are designed to deliver the best possible productivity and user benefits over a long period of time. Numerous unique features combine to give the ZX loaders their renowned reliability and service life. Consistently heavy-duty design details together with robust construction and close quality inspections are basic, obvious examples of such attention to detail. The advantages of choosing ZX loaders are endless, with forward vision, ease and comfort evident in all applications. Thanks to these well thought-out solutions, the ergonomics ensure maximum Efficiency.

■ MULTI DOC 2 (6)

A very good aid if the front loader has an additional third or a fourth function. With a simple movement, the implement hydraulics is coupled, easily and without any problems, even when the system is pressurised.



■ **SUPERB VISIBILITY (1)**

No pipes that block visibility, low placement of Cross tubes. The ZX loader enables optimum visibility in all situations, including in the dark, as the tractor lights are not blocked.

■ **MAXIMUM LIFTING POWER (2)**

Solidly dimensioned loader arms and pins and optimally dimensioned cylinders are factors which significantly contribute to ZX's great lifting capacity. Mechanical parallel linkage gives even more power.

■ **HEAVY-DUTY (3)**

Dimensioned cylinders, subframe system, bearing box, etc. Some examples of details that contribute to ZX's recognised high level of durability and long service life.

■ **ATTENTION TO DETAIL (4)**

Reinforcement plates are placed strategically to give additional strength and durability to all loaders.

■ **CROSTUBE (5)**

Where the stress on the loader is at its greatest, we reinforce all the joints to make them even stronger. An example of this is where the loader beam meets the crosstube.

■ **LARGE, OPTIMAL WORK ANGLES (7)**

The explanation as to why ZX loader can work with all possible materials, as well as with the best possible work angle, regardless of which implement is used.

■ **DEMONSTRATION OF STRENGTH**

The Plus Compact Valve coordinates all vital functions and connections into a compact centrally located divert valve. Everything is hidden underneath a protective cover and protected behind the crosstube causing minimal disturbance to the operator's forward vision. This valve also gives exact control and effective power to heavy work applications as well as incorporating the shock valves for the implement cylinders.

■ **SIMPLE IMPLEMENT EXCHANGE (8)**

ZX's tool carriers make it unbelievably simple to change an implement. Thanks to the fact that you can always see perfectly and avoid subjecting your neck and back to uncomfortable movements and working postures.



LOADER CONTROL SYSTEM (LCS™)

Only at ZX front loaders



AN ENTIRELY NEW TYPE OF VALVE

The unique LCS™ valve program has been specially developed for the requirements and functions of the front loaders of today and tomorrow, giving a level of control that no other manufacturer can provide.

ADVANTAGES: outstanding control, direct response and drivability through optimally-adapted flow – for every occasion and regardless of load weight.

SMART AND EASY TO HANDLE WITH INTEGRATED ELECTRICAL CONNECTOR

The new unique flat-face multi-coupler with integrated electrical connector is the heart of LCS™, which, through its ingenious construction, saves time and also protects the environment.

Which joystick meets your requirements best?

Electronic joystick or traditional cable control – you choose what suits you and your tractor best. Below you will find an overview of the functions of each joystick:

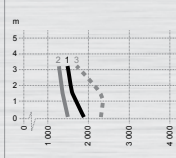
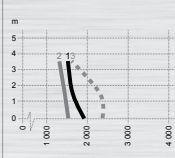
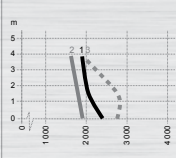
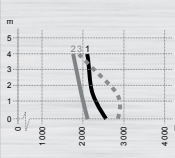
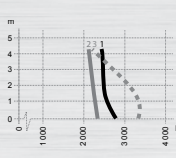


FUNCTION	ElectroDrive LCS™ Professional	EasyDrive LCS™	ErgoDrive LCS™
Electronic joystick, thumb-controlled	●	▼	■
Mechanical joystick, cable operated			■
Backlit display	●	▼	
Fully proportional lifting and lowering of loader	●	▼	■
Fully proportional tilting and crowding of implement	●	▼	■
Float position on lowering movement	●	▼	■
Float position on tilt movement	●	▼	■
Lowering movement with regenerative function	●	▼	■
Tilt movement with regenerative function	●	▼	■
3rd hydraulic service*	●	▼	■
4th hydraulic service*	●	▼	■
Soft shifting between implement movement and 3rd hydraulic fnc.	●	▼	
Hydraulic implement locking*	●	▼	■
Quick menu			
Shock absorber, on/off*	●	▼	■
Tortoise mode	●		
Shake function	●		
Visual AAC function	●		
Transport mode with shock absorber*	●	▼	■
Pressure relief function	●	▼	■
On/off 3rd hydraulic service*	●		
Locked 3rd hydraulic service*	●		
Continuous flow 3rd hydraulic service, configurable*	●		
On/off configuration of 4th hydraulic service*	●	▼	
Hare function	●		
Configuration menu			
Setup of 3rd hydraulic function	●		
Setup of 3rd hydraulic function on/off, (+/-) direction	●		
Programmable Quick Selection button	●		
Adjustable shake function in 9 steps	●		
Configuration of tortoise mode in 3 steps	●		
Setup of tortoise speed lift and lowering	●		
Setup of tortoise speed tilt and crowd	●		
Setup of display contrast	●	▼	
Diagnostics menu	●	▼	
Factory setting	●	▼	
Service menu	●	▼	
Other Features			
Spill free flat-face quick couplers	●	▼	■
Multi-coupler with integrated electrical connection*	●	▼	■
Integrated accumulator	●	▼	
Dust cover	●	▼	■
Valve that does not effect the tractor system pressure	●	▼	■
Built-in pre-heating function in the valve	●	▼	■

* Depending on the loader configuration.



FRONT LOADER ZX WITH PARRALEL LINKAGE

MODEL	ZX1.1P	ZX2.1P	ZX3.1P	ZX4.1P	ZX5.1P
Operating angles* (°) max. rollback angle ⁴ max. dump angle ⁵	41 63	44 58	43 60	45 55	45 52
Lift height (m) metres at pivot pin metres under level implement ^{6*}	3.20 2.90	3.50 3.20	3.75 3.45	4.00 3.70	4.25 3.95
 <p>1 Lift force at pivot pin 2 Lift force 800 mm from pivot pin 3 Rollback force 800 mm from pivot pin</p>					
Lifting force at 195 bar (kg) 1. at pivot pin, ground level** at pivot pin, max. lift height**	1,890 1,490	1,920 1,520	2,400 1,910	2,520 2,060	2,790 2,440
2. 800 mm from pivot pin, – ground level – 1.5 m lift height – max. lift height	1,500 1,370 1,280	1,530 1,440 1,310	1,910 1,800 1,630	2,070 1,930 1,720	2,330 2,250 2,120
3. max. rollback force 800 mm from pivot pin	2,310	2,380	2,770	2,810	3,360
Loader weight (kg)	505	521	585	621	721

RECOMMENDED COMBINATIONS WITH MODEL OF TRACTOR

MODEL	ZX1.1P	ZX2.1P	ZX3.1P	ZX4.1P	ZX5.1P
Major	●				
Proxima	●	●			
Proxima Plus		●	●		
Proxima Power		●	●		
Forterra			●	●	
Forterra HSX			●	●	
Forterra HD				●	
Crystal					●

WITHOUT PARRALEL LINKAGE

MODEL	ZX1.1	ZX2.1	ZX3.1	ZX4.1	ZX5.1
Operating angles* (°)					
max. rollback angle	41	44	43	46	45
max. dump angle	64	58	60	56	52
Lift height (m)					
metres at pivot pin	3.20	3.50	3.75	4.00	4.25
metres under level implement*	2.90	3.20	3.45	3.70	3.95
Lifting force at 195 bar (kg)					
1. at pivot pin, ground level**	2,280	2,310	2,810	2,920	3,220
at pivot pin, max. lift height**	1,730	1,760	2,150	2,310	2,710
2. 800 mm from pivot pin,					
- ground level	1,360	1,390	1,730	1,860	2,130
- 1.5 m lift height	1,230	1,250	1,560	1,680	1,980
- max. lift height	1,190	1,220	1,500	1,640	1,970
3. max. rollback force 800 mm from pivot pin	2,350	2,410	2,800	2,840	3,360
Loader weight (kg)	436	450	515	554	628

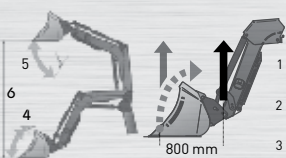
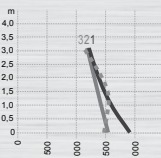
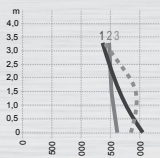
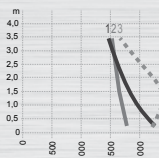
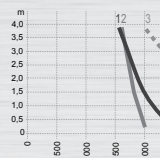
*Varies depending on implement. **Excluding implement.

RECOMMENDED COMBINATIONS WITH MODEL OF TRACTOR

MODEL	ZX1.1	ZX2.1	ZX3.1	ZX4.1	ZX5.1
Major	●				
Proxima	●	●			
Proxima Plus		●	●		
Proxima Power		●	●		
Forterra			●	●	
Forterra HSX			●	●	
Forterra HD				●	
Crystal					●



FRONT LOADER ZL WITH PARRALEL LINKAGE

MODEL	ZL26	ZL36	ZL46	ZL56
Operating angles* (°)				
max. rollback angle ⁴	42	44	42	43
max. dump angle ⁵	50	50	49	46
Lift height (m)				
metres at pivot pin	3.10	3.40	3.70	3.90
metres under level implement ⁶ *	2.90	3.20	3.50	3.70
 <ul style="list-style-type: none"> 1 Lift force at pivot pin 2 Lift force 800 mm from pivot pin 3 Rollback force 800 mm from pivot pin 				
Lifting force at 195 bar (kg)				
1. at pivot pin, ground level**	1,950	2,100	2,320	2,520
at pivot pin, max. lift height**	1,240	1,410	1,510	1,600
2. 800 mm from pivot pin,				
- ground level	1,580	1,660	1,850	2,080
- 1.5 m lift height	1,400	1,560	1,710	1,890
- max. lift height	1,220	1,520	1,590	1,680
3. max. rollback force 800 mm from pivot pin	1,500	1,890	2,280	2,740
Loader weight (kg)	360	390	420	440

RECOMMENDED COMBINATIONS WITH MODEL OF TRACTOR

MODEL	ZL26	ZL36	ZL46	ZL56
Major	•	•		
Proxima		•	•	
Proxima Plus		•	•	
Proxima Power		•	•	
Forterra			•	•
Forterra HSX			•	•
Forterra HD				•

WITHOUT PARRALEL LINKAGE

MODEL	ZL21	ZL31	ZL41	ZL51
Operating angles* (°)				
max. rollback angle	42	44	42	43
max. dump angle	50	50	49	49
Lift height (m)				
metres at pivot pin	3.10	3.40	3.70	3.90
metres under level implement *	2.90	3.20	3.50	3.70
Lifting force at 195 bar (kg)				
1. at pivot pin, ground level**	2,360	2,510	2,730	2,940
at pivot pin, max. lift height**	1,530	1,700	1,800	1,890
2. 800 mm from pivot pin,				
– ground level	1,450	1,600	1,770	1,960
– 1.5 m lift height	1,210	1,370	1,520	1,670
– max. lift height	870	970	1,010	1,080
3. max. rollback force 800 mm from pivot pin	1,880	1,910	2,300	2,760
Loader weight (kg)	310	335	360	390

*Varies depending on implement. **Excluding implement.

RECOMMENDED COMBINATIONS WITH MODEL OF TRACTOR

MODEL	ZL21	ZL31	ZL41	ZL51
Major	●	●		
Proxima		●	●	
Proxima Plus		●	●	
Proxima Power		●	●	
Forterra			●	●
Forterra HSX			●	●
Forterra HD				●

Zetor



www.zetor.com
zetor@zetor.com

DEALER

SUBJECT TO CHANGE. 10/2015 | LCS™ - TRADEMARK OF ÁLÖ AB